

FORM: 1736-D

NAME: Adorn Fungicide

KIND: Booklet with base

DATE: 5/31/11

PRODUCT SIZE: 1 quart

BASE LABEL SIZE: 3-1/2" W x 3-1/2" H

CLOSED BOOKLET SIZE: 3" W x 3-1/2" H

OPEN BOOKLET SIZE: 6" W x 3-1/2" H

UCC-EAN: (01) 0 06 53204 08261 9

Process Cyan

Process Magenta

Process Yellow

Process Black

ACCEPTED
VIA NOTIFICATION
LABEL NOT REVIEWED

GROUP 43 FUNGICIDE

Oct 25, 2011

New York State Department
of Environmental Conservation
Division of Materials Management
Pesticide Product Registration


Doc id: 528791

Classified for
"RESTRICTED USE"
in New York State
under 6NYCRR Part 226



Adorn®

F U N G I C I D E



FOR CONTROL OF PHYTHIUM, PHYTOPHTHORA AND
DOWNY MILDEW IN ORNAMENTAL PLANTS



Active Ingredient	By Wt.
*Fluopicolide	39.5%
Other Ingredients	60.5%
Total	100.0%

*2,6-dichloro-N-[[3-chloro-5-(trifluoromethyl)-2-pyridinyl]methyl]benzamide

Adorn® Fungicide is an aqueous flowable fungicide containing 4 lbs active ingredient per gallon.

EPA Reg. No. 59639-141

EPA Est. No. 39578-TX-01® 67545-AZ-01®

Superscript is first letter in lot number.

NET CONTENT 1 QUART

**KEEP OUT OF
REACH OF CHILDREN
CAUTION**
SEE NEXT PAGE FOR ADDITIONAL
PRECAUTIONARY STATEMENTS.



(01) 0 06 53204 08261 9

Form 1736-D

3-1/2"

3"

3-1/2"

PRECAUTIONARY STATEMENTS
HAZARDS TO HUMANS & DOMESTIC ANIMALS
CAUTION

Harmful if swallowed, inhaled or absorbed through skin. Causes moderate eye irritation. Avoid contact with skin, eyes or clothing. Wash thoroughly with soap and water after handling and before eating, drinking, chewing gum or using tobacco. Wear long-sleeved shirt and long pants, socks, shoes and gloves. Remove and wash contaminated clothing before reuse. Avoid breathing vapor or spray mist.

FIRST AID

- If on skin or clothing:** Take off contaminated clothing. Rinse skin immediately with plenty of water for 15-20 minutes. Call a poison control center or doctor for further treatment advice.
- If inhaled:** Move person to fresh air. If person is not breathing, call 911 or an ambulance, then give artificial respiration, preferably by mouth-to-mouth, if possible. Call a poison control center or doctor for further treatment advice.
- If swallowed:** Call a poison control center or doctor immediately for treatment advice. Have person sip a glass of water if able to swallow. Do not induce vomiting unless told to do so by the poison control center or doctor. Do not give anything by mouth to an unconscious person.

(continued)

2

3"

FIRST AID (continued)

- If in eyes:** Hold eye open and rinse slowly and gently with water for 15-20 minutes. Remove contact lenses, if present, after the first 5 minutes, then continue rinsing eye. Call a poison control center or doctor for treatment advice.

HOT LINE NUMBER

Have the product container or label with you when calling a poison control center or doctor, or going for treatment. You may also contact **800-892-0099** for emergency medical treatment information.

PERSONAL PROTECTIVE EQUIPMENT (PPE)

Some of the materials that are chemical-resistant to this product are listed below. If you want more options, follow the instructions for category A on an EPA chemical-resistance category selection chart.

Applicators and other handlers must wear: long-sleeved shirt and long pants, chemical-resistant gloves made of any waterproof material such as natural rubber \geq 14 mils, socks and shoes.

USER SAFETY RECOMMENDATIONS

- Users should:
 - Wash hands before eating, drinking, chewing gum, using tobacco or using the toilet.
 - Remove clothing immediately if pesticide gets inside. Then wash thoroughly and put on clean clothing.
 - Remove PPE immediately after handling this product. Wash the outside of gloves before removing. As soon as possible, wash thoroughly and change into clean clothing.

3

3"

3-1/2"

ENVIRONMENTAL HAZARDS

This pesticide is toxic to fish and aquatic invertebrates. Do not apply directly to water, or to areas where surface water is present or to intertidal areas below the mean high water mark. Drift and runoff from treated areas may be hazardous to aquatic organisms in water adjacent to treated areas. Do not contaminate water by disposing of equipment washwaters or rinsate.

DIRECTIONS FOR USE

It is a violation of Federal law to use this product in a manner inconsistent with its labeling.

READ ENTIRE LABEL. USE STRICTLY IN ACCORDANCE WITH PRECAUTIONARY STATEMENTS AND DIRECTIONS, AND WITH APPLICABLE STATE AND FEDERAL REGULATIONS.

Do not apply this product in a way that will contact workers or other persons, either directly or through drift. Only protected handlers may be in the area during application. For any requirements specific to your State or Tribe, consult the agency responsible for pesticide regulation.

AGRICULTURAL USE REQUIREMENTS

Use this product only in accordance with its labeling and with the Worker Protection Standard, 40 CFR part 170. This Standard contains requirements for the protection of agricultural workers on farms, forests, nurseries, and greenhouses and handlers of agricultural pesticides. It contains requirements for training, decontamination, notification and emergency assistance. It also contains specific instructions and exceptions pertaining to the statements on this label about personal protective equipment (PPE) and restricted-entry interval. The requirements in this box only apply to uses of this product that are covered by the Worker Protection Standard.

(continued)

4

3"

(continued)

Do not enter or allow worker entry into treated areas during the restricted-entry interval (REI) of 12 hours.

PPE required for early entry to treated areas that is permitted under the Worker Protection Standard and that involves contact with anything that has been treated, such as plants, soil or water, is: coveralls, chemical-resistant gloves made of any waterproof material such as natural rubber \geq 14 mils, socks and shoes.

NON-AGRICULTURAL USE REQUIREMENTS

The requirements in this box apply to uses of this product that are **NOT** within the scope of the Worker Protection Standard for agricultural pesticides (40 CFR Part 170). The WPS applies when this product is used to produce agricultural plants on farms, forests, nurseries, greenhouses or sodfarms.

Keep all unprotected persons out of operating areas or vicinity where there may be drift.

Do not enter treated areas without protective clothing until sprays have dried.

5

3"

3-1/2"

**DISCLAIMER, RISKS OF USING THIS PRODUCT,
LIMITED WARRANTY AND LIMITATION OF LIABILITY**

IMPORTANT: Read the entire Label including this Disclaimer, Risks of Using this Product, Limited Warranty, and Limitation of Liability before using this product. If the terms are not acceptable THEN DO NOT USE THE PRODUCT; rather, return the unopened product within 15 days of purchase for a refund of the purchase price.

RISKS OF USING THIS PRODUCT

The Buyer and User (referred to collectively herein as "Buyer") of this product should be aware that there are inherent unintended risks associated with the use of this product which are impossible to eliminate. These risks include, but are not limited to, injury to plants and crops to which this product is applied, lack of control of the target pests or weeds, resistance of the target pest or weeds to this product, injury caused by drift, and injury to rotational crops caused by carryover in the soil. Such risks of crop injury, non-performance, resistance or other unintended consequences are unavoidable and may result because of such factors as weather, soil conditions, disease, moisture conditions, irrigation practices, condition of the crop at the time of application, presence of other materials either applied in the tank mix with this product or prior to application of this product, cultural practices or the manner of use or application, (or a combination of such factors) all of which are factors beyond the control of Valent. The Buyer should be aware that these inherent unintended risks may reduce the harvested yield of the crop in all or a portion of the treated acreage, or otherwise affect the crop such that additional care, treatment and expense are required to take the crop to harvest. If the Buyer chooses not to accept these risks, THEN THIS PRODUCT SHOULD NOT BE APPLIED. By applying this product
(continued)

6

(continued)

Buyer acknowledges and accepts these inherent unintended risks AND TO THE EXTENT CONSISTENT WITH APPLICABLE LAW AGREES THAT ALL SUCH RISKS ASSOCIATED WITH THE APPLICATION AND USE ARE ASSUMED BY THE BUYER.

Valent shall not be responsible for losses or damages (including, but not limited to, loss of yield, increased expenses of farming the crop or such incidental, consequential or special damages that may be claimed) resulting from use of this product in any manner not set forth on the label. Buyer assumes all risks associated with the use of this product in any manner or under conditions not specifically directed or approved on the label.

LIMITED WARRANTY

Valent warrants only that this product conforms to the chemical description on the label and is reasonably fit for the purposes stated in the label, under average use conditions, when used strictly in accordance with the label and subject to the Risks of Using This Product as described above. EXCEPT AS SET FORTH ABOVE, VALENT MAKES NO OTHER WARRANTIES, EITHER EXPRESSED OR IMPLIED. No agent or representative of Valent or Seller is authorized to make or create any other express or implied warranty.

LIMITATION OF LIABILITY

To the extent consistent with applicable law, Valent or Seller is not liable for any incidental, consequential, indirect or special damages resulting from the use or handling of this product. The limitation includes, but is not limited to, loss of yield on all or any portion of the treated acreage, increased care, treatment or other expenses required to take the crop to harvest, increased finance charges or altered finance ratings, emotional or mental distress and/or exemplary damages. TO THE EXTENT CONSISTENT WITH
(continued)

7

3"

3"

3-1/2"

(continued)

APPLICABLE LAW, THE EXCLUSIVE REMEDY OF THE BUYER, AND THE EXCLUSIVE MAXIMUM LIABILITY OF VALENT OR SELLER FOR ANY AND ALL CLAIMS, LOSSES, INJURIES OR DAMAGES (INCLUDING CLAIMS BASED ON BREACH OF WARRANTY, CONTRACT, NEGLIGENCE, TORT, STRICT LIABILITY OR OTHERWISE) RESULTING FROM THE USE OR HANDLING OF THIS PRODUCT SHALL BE THE RETURN OF THE PURCHASE PRICE OF THIS PRODUCT OR, AT THE ELECTION OF VALENT OR SELLER, THE REPLACEMENT OF THE PRODUCT.

PROMPT NOTICE OF CLAIM

Valent must be provided notice as soon as Buyer has reason to believe it may have a claim, but in no event later than twenty-one days from date of planting, or twenty-one days from the date of application, whichever is later, so that an immediate inspection of the affected property and growing crops can be made. If Buyer does not notify Valent of any claims, in such period, it shall be barred from obtaining any remedy.

NO AMENDMENTS

Valent and Seller offer this product, and Buyer accepts it, subject to the foregoing **Disclaimer, Risks of Using This Product, Limited Warranty** and **Limitation of Liability**, which may not be modified by any oral or written agreement.

TANK MIXES

NOTICE: Tank mixing or use of this product with any other product which is not specifically and expressly authorized by the label shall be the exclusive risk of user, applicator and/or application advisor, consistent with applicable law.

Read and follow the entire label of each product to be used in the tank mix with this product.

8

GENERAL INFORMATION

Adorn Fungicide is formulated as a 4 lb ai/gal suspendable concentrate (SC). The active ingredient in *Adorn* Fungicide is fluopicolide, which exhibits protective, curative, eradivative and antisporeulant activity. Fluopicolide is locally systemic, translaminar and also moves systemically through xylem tissue.

Adorn Fungicide is most effective when applied in a regularly scheduled spray program and used in combination or rotation with other effective fungicides that have a different mode of action (i.e., non Group 43 fungicides).

GENERAL RESTRICTIONS AND LIMITATIONS

Adorn Fungicide must be tank mixed for resistance management, with another product that is registered for use against the diseases listed on this label. *Adorn* Fungicide must be mixed with products containing one of the following active ingredients or other products registered for use against the target disease:

- chlorothalonil
- mancozeb
- propamocarb
- azoxystrobin
- fosetyl-Al
- mefenoxam
- metalaxyl
- etridiazole

MODE OF ACTION

Adorn Fungicide is active against oomycetes. It exhibits the typical mode of action of specific systemic fungicides against oomycete fungi affecting several steps in the reproduction cycle.

Biochemical studies have shown that fluopicolide has an effect on spectrin-like proteins, believed to play a role in maintaining the mem-

9

3"

3"

brane stability in ascomycete fungi or oomycetes, especially during hyphal tip extension. Microscopy studies demonstrate that fluopicolide induces a quick redistribution of these proteins from the membrane to the cytoplasm in both hyphae and zoospores.

RESISTANCE MANAGEMENT

Adorn Fungicide contains fluopicolide an acylpicolide fungicide (Group 43). The target site of action of Group 43 fungicides is specific, but the detailed, biochemical mode of action is not known. Fungal isolates with acquired resistance to fluopicolide may eventually dominate the fungal population if fluopicolide is used repeatedly, not rotated or not combined with other modes of action. Repeated use may result in partial or total loss of control of these pathogens by fluopicolide. To maintain the performance of *Adorn* Fungicide, do not exceed the labeled number of sequential or seasonal applications listed in the "Directions for Use". Adhere to the label instructions regarding the consecutive use of *Adorn* Fungicide. The following recommendations will delay the development of fungicide resistance:

- **Tank mixtures:** *Adorn* Fungicide must be used in tank mixtures with fungicides from different target site of action groups that are registered for the same use and that are effective against the target pathogen(s) of concern. Valent recommends using at least the minimum labeled rates of each fungicide in the tank mix.
- **Integrated Pest Management (IPM):** *Adorn* Fungicide must be integrated into an overall disease and pest management program. Follow cultural practices known to reduce disease development. Consult your local extension specialist, certified crop advisor and/or Valent representative for additional IPM strategies established for your area. *Adorn* Fungicide may be used in Agricultural Extension advisory (disease forecasting) programs that recommend application timing based on environmental factors favorable for disease development.
- **Monitoring:** Monitor efficacy of all fungicides used in the disease

management program against the targeted pathogen and record other factors that may influence fungicide performance and/or disease development.

- **Reporting:** If a Group 43 target site fungicide appears to be less effective or no longer effective against a pathogen that it previously controlled or suppressed, contact a Valent representative, local extension specialist or certified crop advisor to assist in determining the cause of reduced performance.

RAINFASTNESS

Foliar sprays are rainfast 2 hours after application. Do not apply for foliar disease control if measurable rain is expected within 2 hours of application or foliar disease control may be reduced.

JAR TEST TO DETERMINE COMPATIBILITY OF ADJUVANTS AND *ADORN* FUNGICIDE

A jar test should be performed before mixing commercial quantities of *Adorn* Fungicide, when using *Adorn* Fungicide for the first time, or when a new water source is being used.

1. Add 1 pt of water to a quart jar. The water should be from the same source and temperature as which will be used in the spray tank mixing operation.
2. Add 2.5 ml (1/2 tsp) of *Adorn* Fungicide to the quart jar, gently mix until product goes into suspension.
3. Place cap on jar, invert 10 times, let stand for 15 minutes, evaluate.
4. An ideal tank mix combination will be uniform and free of suspended particles. If any of the following conditions are observed the choice of adjuvant should be questioned:
 - a) Layer of oil or globules on the mixture's surface.
 - b) Flocculation: fine particles in suspension or as a layer on the bottom of the jar.
 - c) Clabbering: thickening texture (coagulated) like gelatin.

3-1/2"

3"

3"

3-1/2"

SPRAYER PREPARATION

Before applying *Adorn* Fungicide, start with clean, well maintained application equipment. The spray tank, hoses and booms must be cleaned to ensure no residue from the previous spraying operation remains in the sprayer. The spray equipment must be cleaned according to the manufacturer's directions for the last product used before the equipment is used to apply *Adorn* Fungicide. If two or more products were tank mixed prior to *Adorn* Fungicide application, the most restrictive cleanup procedure should be followed.

MIXING INSTRUCTIONS

1. Fill clean spray tank 1/2 to 2/3 of desired level with clean water.
2. While agitating, slowly add the *Adorn* Fungicide to the spray tank. Agitation should create a rippling or rolling action on the water surface.
3. When tank mixing *Adorn* Fungicide with other labeled pesticides, add water soluble packets first, followed by dry formulations, flowables, emulsifiable concentrates and then solutions.
4. Add any required adjuvants.
5. Fill spray tank to desired level with water. Agitation should continue until all spray solution has been applied.

SPRAYER CLEANUP

Spray equipment must be cleaned following application of *Adorn* Fungicide. After *Adorn* Fungicide is applied, the following steps must be used to clean the spray equipment:

1. Completely drain the spray tank, rinse the sprayer thoroughly, including the inside and outside of the tank and all in-line screens.
2. Fill the spray tank with clean water and flush all hoses, booms, screens and nozzles.
3. Drain tank completely.
4. Remove all nozzles and screens and rinse them in clean water.
5. The rinsate solution may be applied to the ornamentals as recommended on this label. Do not exceed the maximum labeled use rate.

12

3"

If cleaners are used, consult the cleaner label for disposal instructions. If no instructions are given, dispose of rinsate at an approved waste disposal facility.

APPLICATION EQUIPMENT

Application equipment must be clean and in good repair. Nozzles should be frequently checked for accuracy.

CARRIER VOLUME

Apply *Adorn* Fungicide in sufficient water to ensure thorough coverage of foliage and bloom. Thorough coverage is required for optimal disease control. Follow individual use site "Directions For Use" for appropriate spray volumes.

ORNAMENTAL PLANTS

Adorn Fungicide prevents water mold, root rot, stem rot, crown rot and damping off caused by oomycete diseases in ornamental plants. *Adorn* Fungicide is mixed with water and applied as a soil drench at the time of seeding or transplanting.

Adorn Fungicide may be used on container, bench, or bed grown ornamentals in greenhouses, lathhouses, shadehouses or outdoor nurseries, on conifers including Christmas trees and on ornamentals grown in outdoor landscapes.

IMPORTANT

The large number of existing ornamental species and their varieties and cultivars coupled with the constant introduction of new varieties makes it impossible to field test *Adorn* Fungicide in every locale where it is sold or in all of the combinations of location and plant varieties. Further differences include the soil or media type; pH; moisture or fertility; environmental conditions such as temperature, lighting or degree days; horticultural practice; the manner of use and application of this product. To ensure that *Adorn* Fungicide is

13

3"

compatible with the ornamental plant variety or cultivar under your specific conditions, test on a limited scale and observe for phytotoxicity or other unintended effects for two weeks before making large scale applications.

Adorn Fungicide has been evaluated on the plant species listed in Table 1, and may be applied as directed to these species. If a desired plant species is not listed, users should evaluate the safety of *Adorn* Fungicide on a small number of plants under commercial growing conditions and monitor plant response for four to six weeks for phytotoxicity. Testing *Adorn* Fungicide on a small number of plants will determine if it can be used safely on a widespread basis. *Adorn* Fungicide has provided control of pathogens referenced in Table 1 and listed in Table 2.

Table 1. ORNAMENTAL CROPS AND PATHOGEN(S) CONTROLLED

Crops	Pathogen(s) Controlled
Alder	<i>Phytophthora cinnamoni</i>
Apple, Non-bearing	<i>Phytophthora</i> spp. <i>Phytophthora syringae</i>
Azalea	<i>Phytophthora cinnamoni</i> <i>Phytophthora nicotianae</i>
Camellia	<i>Phytophthora ramorum</i>
Coleus	Downy mildew (<i>Bremia</i> , <i>Hyaloperonospora</i> , <i>Peronospora</i> , <i>Plasmopara</i> , <i>Pseudoperonospora</i>)
Crabapple	<i>Phytophthora</i> spp. <i>Phytophthora syringae</i>

(continued)

Table 1. ORNAMENTAL CROPS AND PATHOGEN(S) CONTROLLED (continued)

Crops	Pathogen(s) Controlled
Daisy, Transvaal	<i>Phytophthora cryptogea</i>
English Ivy	<i>Phytophthora palmivora</i> <i>Phytophthora tropicalis</i>
Fir, Grand	<i>Phytophthora ramorum</i>
Fir, Noble	<i>Phytophthora ramorum</i>
Gardenia	<i>Phytophthora</i> spp.
Geranium	<i>Pythium aphanidermatum</i> <i>Pythium irregulare</i>
Lavender, English	<i>Phytophthora</i> spp.
Lilyturf, Big Blue	<i>Phytophthora palmivora</i>
Marigold	<i>Phytophthora ramorum</i> <i>Phytophthora</i> spp.
Pansy	<i>Phytophthora nicotianae</i>
Periwinkle	<i>Phytophthora nicotianae</i>
Pothos	<i>Phytophthora tropicalis</i>
Rhododendron	<i>Phytophthora cactorum</i> <i>Phytophthora cinnamoni</i> <i>Phytophthora nicotianae</i> <i>Phytophthora ramorum</i>

(continued)

3-1/2"

3"

3"

3-1/2"
3"

Table 1. ORNAMENTAL CROPS AND PATHOGEN(S) CONTROLLED (continued)

Crops	Pathogen(s) Controlled
Snapdragon	<i>Phytophthora nicotianae</i> <i>Pythium aphanidermatum</i>
Spathe Flower	<i>Phytophthora nicotianae</i> <i>Phytophthora parasitica</i>
Squash, Ornamental	<i>Phytophthora capsici</i>

16

Table 2. DIRECTIONS FOR USE ON ORNAMENTAL PLANTS

Ornamentals	Diseases	Product Rates	Special Instructions
Bedding Plants Conifers Christmas Trees Flowering Plants Foliage Plants Ground Covers Non-Bearing Fruit Nut Trees Ornamentals Ornamental Trees Shrubs Vines	Downy Mildew Phytophthora Pythium Blight	1 to 4 fl oz per 100 gals	Apply before disease development. Use the higher rate when treating plants with a high potential for disease development. If necessary, reapply after 14 to 28 days. For resistance management, <i>Adorn</i> Fungicide must be tank mixed with the labeled rate of another labeled fungicide product that has a different mode of action. Do not apply more than two (2) applications of <i>Adorn</i> Fungicide per cropping cycle. Sequential Application: Do not apply sequentially, alternate with another fungicide registered for use on ornamentals.

17

(continued)

3-1/2"

3" 3"

Table 2. DIRECTIONS FOR USE ON ORNAMENTAL PLANTS (continued)

Special Instructions	
<p>Foliar Application: Use between 2 to 4 fl oz/100 gallons for foliar applications. 100 gallons of spray solution will treat approximately 20,000 sq ft of area. Apply the spray solution to all plant surfaces and to the point of runoff.</p> <p>Drench Application: Use between 1 to 4 fl oz/100 gallons for drench applications. Use enough solution to wet the root zones of plants. Use the information below as a guide for drench application.</p> <p>Container grown plants: Apply in volume as listed. For pot sizes other than those listed, adjust volume accordingly.</p>	
Pot diameter	fl oz drench solution per pot
4	3
5	4
6	6
8	10
10	20
12	30
<p>Plants grown in flats or beds: Apply at a volume of 1 to 2 pints per square foot of soil surface (5 to 10 qts of solution per 10 sq ft).</p> <ul style="list-style-type: none"> For hand harvesting, thinning, pruning and pinching of cut flowers, a 6-day reentry interval following the last application of <i>Adorn</i> Fungicide must be observed. <p>NOTE: Since ornamental varieties are numerous, constantly changing and may react differently to <i>Adorn</i> Fungicide and tank mixtures including <i>Adorn</i> Fungicide, test on a small number of plants before making large scale applications.</p>	

Table 3. RATE CONVERSION CHART

Amount of <i>Adorn</i> Fungicide (fl oz) per 100 gals	Amount of <i>Adorn</i> Fungicide to add to water to achieve desired volume (fl oz) of spray or drench solution									
	1 gallon		5 gallons		10 gallons		25 gallons		50 gallons	
	fl oz	ml	fl oz	ml	fl oz	ml	fl oz	ml	fl oz	ml
1	0.01	0.3	0.05	1.5	0.1	3	0.25	7.5	0.5	15
2	0.02	0.6	0.1	3	0.2	6	0.5	15	1	30
4	0.04	1.2	0.2	6	0.4	12	1	30	2	60

For example, if the use rate is 2 fl oz of *Adorn* Fungicide per 100 gallons, and the desired volume of finished solution is 25 gallons, mix 0.5 fl oz of *Adorn* Fungicide in 25 gallons of water.

STORAGE AND DISPOSAL

Do not contaminate water, food or feed by storage, disposal or cleaning of equipment.

PESTICIDE STORAGE

Store in a cool dry place. Keep pesticide in original container. Keep container closed when not in use. Do not put concentrate or dilute into food or drink containers. Do not store at temperature below 32°F. If the product is exposed to temperatures below 32°F, thaw at 50°F or higher and shake gently to unify the product. For help with any spill, leak, fire or exposure involving this material, call day or night 1-800-892-0099.

PESTICIDE DISPOSAL

Waste resulting from the use of this product may be disposed of on site or at an approved waste disposal facility.

CONTAINER DISPOSAL

Nonrefillable container. Do not reuse or refill this container. Offer for recycling, if available. Clean container promptly after emptying. Triple rinse as follows: Empty the remaining contents into application equipment or a mix tank and drain for 10 seconds after the flow begins to drip. Fill the container 1/4 full with water and recap. Shake for 10 seconds. Pour rinsate into application equipment or a mix tank or store rinsate for later use or disposal. Drain for 10 seconds after the flow begins to drip. Repeat this procedure two more times.

Copyright© 2011 by Valent U.S.A. Corporation

Adorn is a registered trademark of Valent U.S.A. Corporation

Manufactured for

Valent U.S.A. Corporation

P.O. Box 8025 Walnut Creek CA 94596-8025
www.valentpro.com Form 1736-D Made in U.S.A.

059639-00141.20090923.V10161VPP

EPA Reg. No. 59639-141 EPA Est. No. 39578-TX-01[®] 67545-AZ-01[®]

Superscript is first letter in lot number.

3-1/2"

3"

FORM: 1736-D

NAME: Adorn Fungicide

KIND: Booklet with base

PRODUCT SIZE: 1 quart

BASE LABEL SIZE: 3-1/2" W x 3-1/2" H

CLOSED BOOKLET SIZE: 3" W x 3-1/2" H

OPEN BOOKLET SIZE: 6" W x 3-1/2" H

UCC-EAN: (01) 0 06 53204 08261 9

Process Cyan

Process Magenta




Process Yellow

Process Black

GROUP 43 FUNGICIDE

Adorn®

F U N G I C I D E



FOR CONTROL OF PYTHIUM, PHYTOPHTHORA AND
DOWNY MILDEW IN ORNAMENTAL PLANTS

Active Ingredient	By Wt.
*Fluopicolide	39.5%
Other Ingredients	60.5%
Total	100.0%

*2,6-dichloro-N-[[3-chloro-5-(trifluoromethyl)-2-pyridinyl]methyl]benzamide

Adorn® Fungicide is an aqueous flowable fungicide containing 4 lbs active ingredient per gallon.

EPA Reg. No. 59639-141
EPA Est. No. 39578-TX-01© 67545-AZ-01©
Superscript is first letter in lot number.

NET CONTENT 1 QUART

**KEEP OUT OF REACH OF CHILDREN
CAUTION**
SEE BOOKLET FOR ADDITIONAL
PRECAUTIONARY STATEMENTS.

Form 1736-D

3-1/2"

3-1/2"

3-1/2"